

Ref: 38.011

Features:

- Protection against transient main peaks up to 1KV (between L and N) and up to 2 KV (between L/N and PE).
- Electrical short-circuit protection
- Overtemperature protection
- Protection against "no load" operation
- Degree of protection: IP20
- Protection class I



| | | |
|----------------------------|--|--|
| Electrical characteristics | Power | 42W - 80W |
| | Voltage 50-60 Hz (V) | 220V - 240V |
| | Main current mA | 400mA - 370mA (at 350mA) / 420mA - 390mA (at 500mA) / 420mA - 390mA (at 700mA) |
| | Inrush current A / μ s | 30A / 385A |
| | Current output DC mA (\pm 5%) | 350mA / 500mA / 700mA |
| | Voltage output DC (min-max "V") | 120-225V (at 350mA) / 80V-170V (at 500mA) / 60V-120V (at 700mA) |
| | THD % | <16% |
| | Efficiency at full load % (230V) | >94% (at 350mA) / >93% (at 500mA) / >92% (at 700mA) |
| | Ripple 100 Hz | <1% |
| Maximum ratings | Ambient temperature range °C min. | -25 °C |
| | Ambient temperature range °C max. | +50 °C |
| | Operation humidity range % min. | 5% |
| | Operation humidity range % max. | 60% |
| | Storage temperature range °C min. | -40 °C |
| | Ambient temperature range °C max. | +85 °C |
| | Storage humidity range % min. | 5% |
| | Storage humidity range % max. | 95% |
| | Max. operation temperature at t_c point °C | +75 °C (at 350mA) / +75 °C (at 500mA) / +80 °C (at 700mA) |
| Degree of protection | IP20 | |
| Expected service life time | Operation current Max. | 60°C - 70°C (at 350mA) / 65°C - 75°C (at 500mA) / 70°C - 80°C (at 700mA) |
| | Operation current hrs. | 100,000h - 50,000h |
| Dimming | Dimmable | no |
| | Dimming interface DALI | no |
| | DALI power supply integrated | no |
| | DALI power supply switchable | no |
| | Push | no |
| | Phase cut trailing edge | no |
| | Control phase | no |
| | Bluetooth | no |
| | Dimming interface 1-10V | no |
| Dimming interface others | no | |
| Other | Dimension | 359x30x21mm |
| | Casing shape | M10 |
| | Weight | 250g |
| | Guarantee | 5 years |



Measurements:

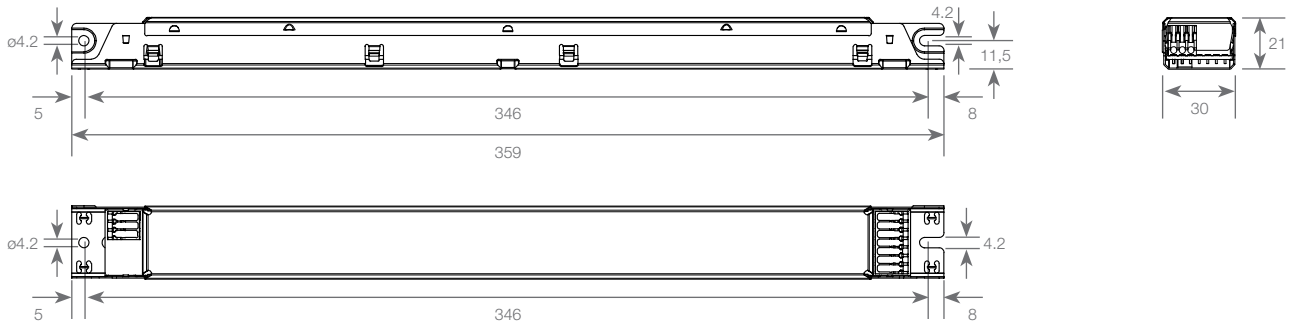
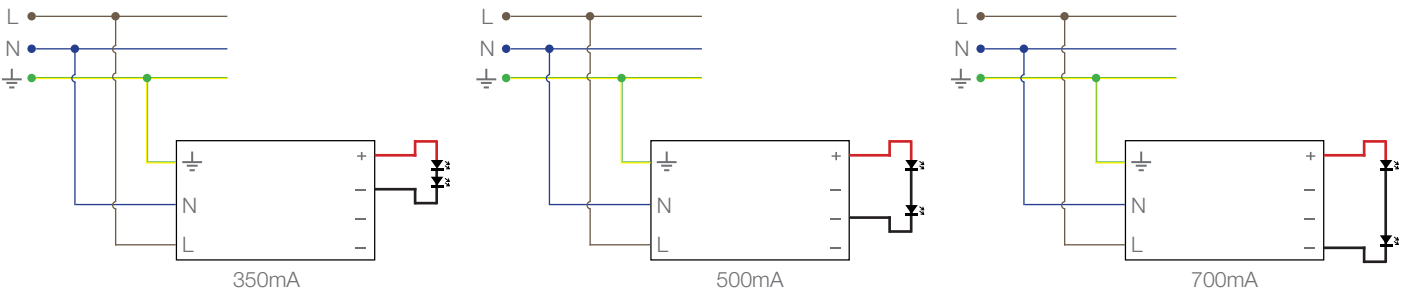
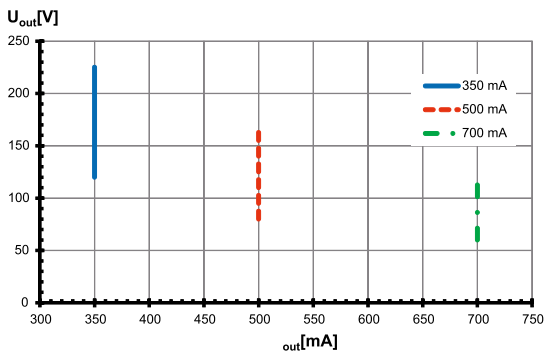


Diagram:

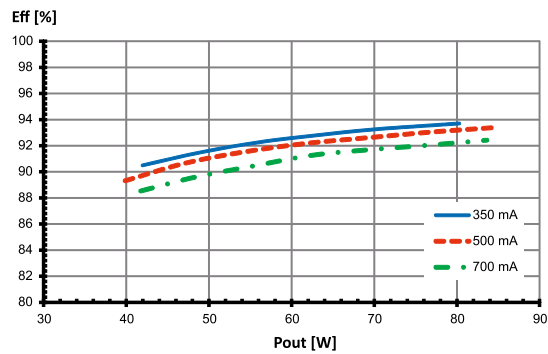


Type performance graphs / Type EDXe

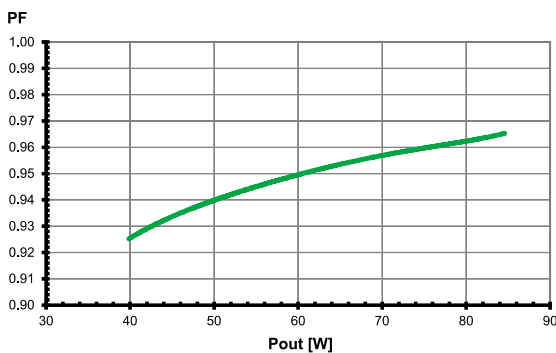
Working area



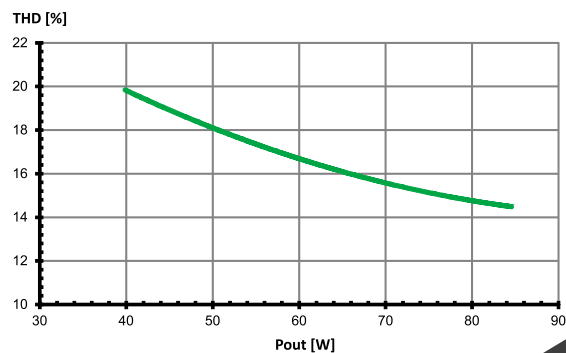
Efficiency



Power factor



Total harmonic factor (THD)



Assembly and Safety Information

Applied standards:

- EN 61347-1
- EN 61347-2-13
- EN 61547
- EN 61000-3-2
- EN 62384
- EN 55015

Mandatory regulations:

- DIN VDE 0100
- EN 60598-1

Safety functions

- **Transient main peaks protection:** values are in compliance with EN 61547 (interference immunity). Surges between L/N: up to 1 kV. Surges between L/N-PE: up to 2 kV.
- **Short-circuit protection:** the control gear is protected against permanent short-circuit with automatic restart function.
- **Overload protection:** the control gear only works in range of rated output power and voltage problemfree. Please check before switch-on main power supply that the selected LED load is suitable (see Electrical Characteristics on data sheet).
- **Overheating:** The control gear has overheating protection acc. to IEC 61347-1 C 5e). In case of overheating the control gear will shut down. For restart switch of the mains for 1 min. and start again.
- **No load operation:** the control gear is protected against no load operation (open load).
- If any of the above mentioned safety functions will be triggered, disconnect the control gear from the power supply then find and eliminate the cause of the problem.

Mechanical mounting:

- **Mounting position:**
 - Built-in: any position inside a luminaire is allowed.
 - Independent application: led drivers are allowed to use for independent applicatons.
- **Mounting location:**
 - led drivers are designed for integration into luminaires or aomparable devices.
 - Installation in outdoor luminaires: degree of protection for luminaire with water protection rate ≥ 4 (e.g. IP54 required).
- **Degree of protection:** IP20
- **Clearance:** min. 0.10m from walls, ceilings and insulation.
- **Surface:** solid and plane surface for optimum heat dissipation required.
- **Heat transfer:**
 - If the led drivers is destined for installation in a luminaire. Sufficient heat transfer must be ensured between the led driver and the luminaire casing.
 - Led drivers should be mounted with the greatest possible clearance to heat soucrs. During operation, the temperature measure at the led driver's t_c point must not exceed the specified maximum value.
- **Fastening:** using M4 screws in the designated holes.
- **Tightening torque:** 0.2 Nm.

Electrical installation:

- **Connection terminals:** push-in terminals for rigid or flexible conductors with a section od 0.2 - 1.5mm².
- **Stripped length:** 8.5–10mm.
- **Wiring:** the main conductor within the luminaire must be kept short (to reduce the induction of interference). Main and lamp conductors must be kept separate and if possible should not be laid in parallel to one another.
- **Polarity:** please ensure the correct polarity of the leads prior to commissioning. Reversed polarity can destroy the modules.
- **Through-wiring:** is not allowed.
- **Secondary load:** the sum of forward voltages of led loads has to be the tolerance tolerances which are mentioned in the Electrical Characteristics on the data sheet.

Product labels:

|  INPUT Un = 220...240 V~ IN = 420...390 mA fN = 50...60 Hz I = 0,97 |  LIGHTING SOLUTIONS VosslohSchwabe Deutschland GmbH Hohe Steinweg 8, D-38309 Lüdenscheld Electronic converter for LED Type ECXe 700.147 Ref.No. 186443 Made in Serbia (Europe) | EN 61347-1 EN 61347-2:13 EN 62384 EN 61547 EN 55015 EN 61000-3-2 | <table border="1"> <thead> <tr> <th colspan="3">OUTPUT m</th> </tr> <tr> <th>I_o (mA)</th> <th>350</th> <th>500</th> <th>700</th> </tr> </thead> <tbody> <tr> <td>U_o (V)</td> <td>120...225</td> <td>80...170</td> <td>60...120</td> </tr> <tr> <td>P_o (W)</td> <td>42...79</td> <td>40...35</td> <td>42...35</td> </tr> <tr> <td>t_c (°C)</td> <td>70</td> <td>75</td> <td>80</td> </tr> <tr> <td>t_a (°C)</td> <td colspan="3">-25...+50</td> </tr> <tr> <td>U_{o max} (V)</td> <td colspan="3"><250</td> </tr> </tbody> </table> | OUTPUT m | | | I _o (mA) | 350 | 500 | 700 | U _o (V) | 120...225 | 80...170 | 60...120 | P _o (W) | 42...79 | 40...35 | 42...35 | t _c (°C) | 70 | 75 | 80 | t _a (°C) | -25...+50 | | | U _{o max} (V) | <250 | | | OUTPUT + ■ t _c 350... ■ 500... ■ 700... ■ |
|--|---|---|--|----------|--|--|---------------------|-----|-----|-----|--------------------|-----------|----------|----------|--------------------|---------|---------|---------|---------------------|----|----|----|---------------------|-----------|--|--|------------------------|------|--|--|--|
| OUTPUT m | | | | | | | | | | | | | | | | | | | | | | | | | | | | | | | |
| I _o (mA) | 350 | 500 | 700 | | | | | | | | | | | | | | | | | | | | | | | | | | | | |
| U _o (V) | 120...225 | 80...170 | 60...120 | | | | | | | | | | | | | | | | | | | | | | | | | | | | |
| P _o (W) | 42...79 | 40...35 | 42...35 | | | | | | | | | | | | | | | | | | | | | | | | | | | | |
| t _c (°C) | 70 | 75 | 80 | | | | | | | | | | | | | | | | | | | | | | | | | | | | |
| t _a (°C) | -25...+50 | | | | | | | | | | | | | | | | | | | | | | | | | | | | | | |
| U _{o max} (V) | <250 | | | | | | | | | | | | | | | | | | | | | | | | | | | | | | |